

SHC Tenecteplase (TNKase): Thrombolytic Treatment in Acute Ischemic Stroke - Online

Tips for Success

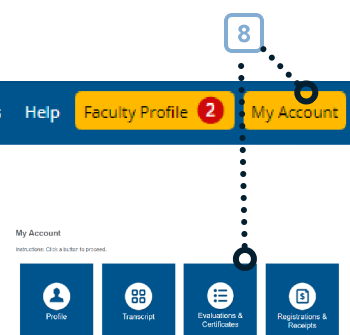
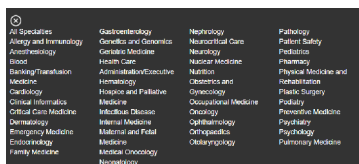
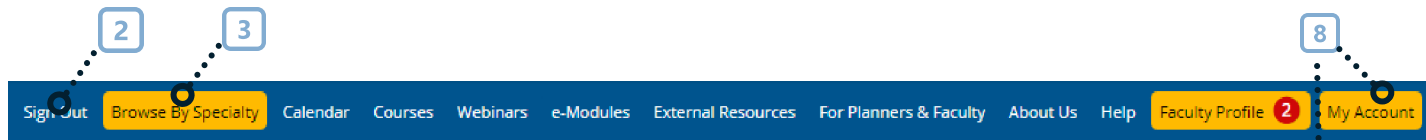
- For best results please use **Google Chrome, Internet Explorer or Microsoft Edge. Do not use Safari.**
- If you select **Launch Course** and nothing happens, turn off pop-up blockers.
- If you have difficulty with this please call the Technical Assistance Center at 858-627-5000. They are available 24/7.

Learning Objectives

1. Describe the differences between alteplase and tenecteplase for the treatment of acute ischemic stroke (AIS)
2. Examine the role of tenecteplase for thrombolysis in AIS, including clinical trial data .
3. Select appropriate dose and timing of tenecteplase for treating AIS

Familiar with Portal?

- 1 Visit CME Portal
www.sharp.com/cmeportal
OR click link to the right -> <https://sharp.cloud-cme.com/TNKase>
- 2 Sign In (if needed)
Select **Sign In** via top navigation bar (far left)
- 3 Browse by Specialty
Select **Browse by Specialty** via top navigation bar. Select **All Specialties** from dropdown. Select **Online Courses** under **Activity Type**
- 4 Select Infection Prevention ...
Select **SHC Tenecteplase (TNKase): Thrombolytic Treatment in Acute Ischemic Stroke - Online**
- 5 Select Content
Select **Content** tab at top of screen
- 6 Complete All Modules
Progress through content from **Launch Website > Start Course > Test**
- 7 Complete Test
Select **Test** after reviewing **SHC Tenecteplase (TNKase): Thrombolytic Treatment in Acute Ischemic Stroke - Online**. Select green **Show Results** button in top right.
- 8 Complete Evaluation
Select **Complete Evaluation**. Answer all required questions.*
***If you "X" out and miss this step**, select **My Account**, then **Evaluations & Certificates**.
- 9 Submit Certificate
Certificate should be emailed to you. Please forward to appropriate contact as needed.



Need to contact us? Phone: (858) 499- 4560 Email: cme@sharp.com

